


# CORAL I

## Deck plan



### SOCIAL AREAS:

#### Moon Deck

- A** Sun & Shadow Terrace
- B** Al Fresco BBQ
- C** Stargazing Area

#### Sky Deck

- B** Dolphin Observation Deck
- C** Roofed Terrace

#### Earth Deck

- D** Restaurant
- E** Boutique
- F** Bar
- G** Lounge
- H** Library
- I** Jacuzzi
- J** Embarkation Area

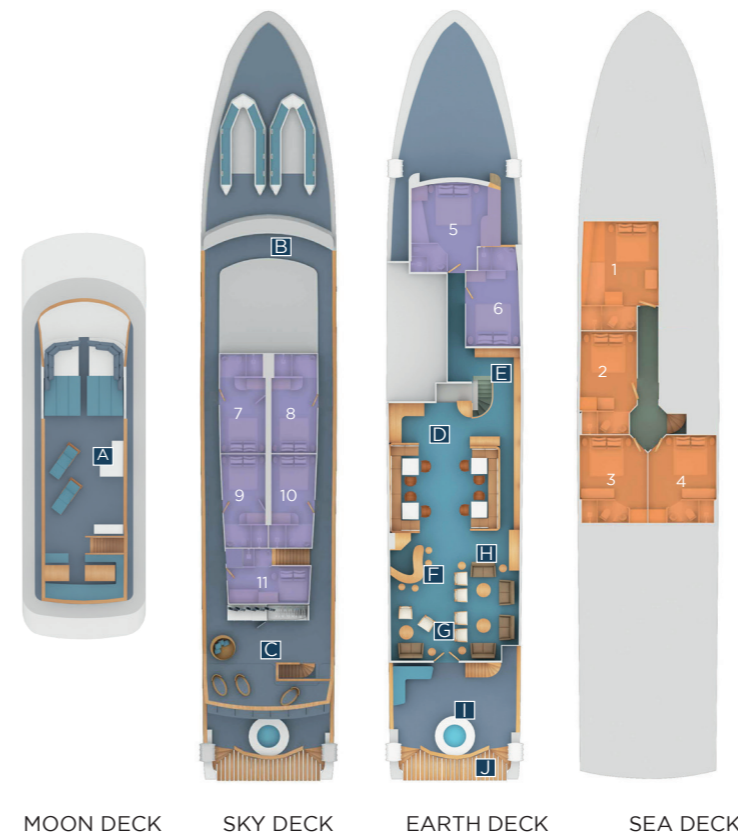
### CABIN INFORMATION:

Sea view cabins with the following general features:

- Lower twin beds or double beds
- Private bathroom
- Safe-deposit box
- Air conditioning
- Phone service for internal calls
- LCD TV with multimedia system

# CORAL II

## Deck plan



### SOCIAL AREAS:

#### Moon Deck

- A** Sun & Shadow Terrace
- B** Al Fresco BBQ
- C** Stargazing Area

#### Sky Deck

- B** Dolphin Observation Deck
- C** Roofed Terrace

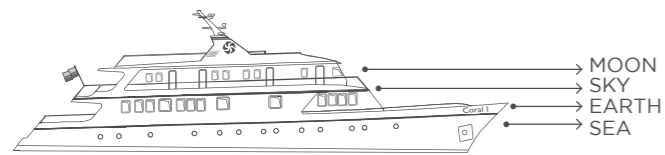
#### Earth Deck

- D** Restaurant
- E** Boutique
- F** Bar
- G** Lounge
- H** Library
- I** Jacuzzi
- J** Embarkation Area

### CABIN INFORMATION:

Sea view cabins with the following general features:

- Lower twin beds or double beds
- Private bathroom
- Safe-deposit box
- Air conditioning
- Phone service for internal calls
- LCD TV with multimedia system



36 Guests  
Expedition Yachts

### CABIN CATEGORIES:

- Junior
- Standard Plus
- Standard

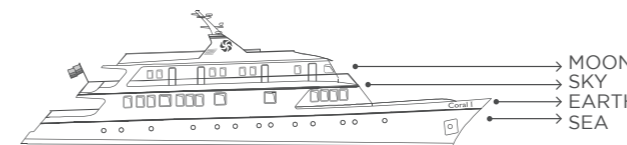
Cabin No.	Cabin Category	Triple accomm.	Deck	Cabin Area: with WC	
				m <sup>2</sup> approx.	ft <sup>2</sup> approx.
1	Standard		Sea	8,8	94
2	Standard			8,8	94
3	Standard Plus			12	129
4	Standard Plus			12	129
5	Standard Plus			11	118
6	Standard Plus			11	118
7	Standard Plus	o	Earth	12	129
8	Standard Plus	o		12	129
9	Standard Plus			12	129
10	Standard Plus			12	129
11	Junior			11	118
12	Junior			11	118
14	Junior	•	Sky	12	129
15	Junior	•		12	129
16	Junior			12	129
17	Junior			12	129
18	Junior			12	129
19	Junior			12	129

### TECHNICAL SPECIFICATIONS:

- Length:** 131 ft (40 m)
- Wide:** 28 ft (8.5 m)
- Decks:** 4
- Made in:** Germany
- Rebuilt:** 2004
- Refurbished in:** August 2018
- Guest Capacity:** 36
- Crew:** 11
- Speed:** 12 knots
- Cruise speed:** 10 knots
- Guides:** 3 multilingual naturalists
- Life Rafts:** 4 for 25 pax each
- Dinghies:** 2 for 20 pax each
- Kayaks:** 3 doubles transparent
- Safety:** ISM, SMC, ISSC, IOPP, DOC
- Electricity:** 110v

Total cabins: 18  
Max. capacity: 36 passengers - double accommodation / connected cabins.

- o child sofa bed
- sofa bed



20 Guests  
Expedition Yachts

### CABIN CATEGORIES:

- Junior
- Standard Plus

Cabin No.	Cabin Category	Triple accomm.	Deck	Cabin Area: with WC	
				m <sup>2</sup> approx.	ft <sup>2</sup> approx.
1	Standard Plus	o	Sea	16	172
2	Standard Plus			12	129
3	Standard Plus			12	129
4	Standard Plus		Earth	12	129
5	Junior	•		14	151
6	Junior			11	118
7	Junior		Sky	10	108
8	Junior			10	108
9	Junior			10	108
10	Junior			10	108
11	Junior			10	108

### TECHNICAL SPECIFICATIONS:

- Length:** 113 ft (34.4 m)
- Wide:** 20.80 ft (6.3 m)
- Decks:** 4
- Made in:** Holland
- Rebuilt:** 2006
- Refurbished in:** September 2019
- Guest Capacity:** 20
- Crew:** 9
- Speed:** 12 knots
- Cruise speed:** 10 knots
- Guides:** 2 multilingual naturalists
- Life Rafts:** 2 for 25 pax each  
2 for 8 pax each
- Dinghies:** 2 for 17 pax each
- Kayaks:** 3 doubles transparent
- Safety:** ISM, SMC, ISSC, IOPP, DOC
- Electricity:** 110v

Total cabins: 11  
Max. capacity: 20 passengers - double accommodation / connected cabins.

- o child sofa bed
- sofa bed